

FORTINO® Riviera  
The compact windproof parasol



# FORTINO® Riviera



|                               |  |
|-------------------------------|--|
| <b>Frame</b>                  | 8 parts<br>Two-part profiled pole 38.4 × 2 mm<br>Opposite opening principle for easy opening<br>Runner and crown made from corrosion resistant, fibreglass reinforced plastic<br>Screws and rivets made from stainless steel<br>Canopy self-tensing through flexible rib ends<br>Frame roof: round, square |
| <b>Frame colour</b>           | Natural anodised aluminium   |
| <b>Canopy</b>                 | Fabric quality 5: polyacrylic, 300 g/m <sup>2</sup> , UV protection > 98 %<br>Fabric quality 4: polyester, 250 g/m <sup>2</sup> , UV protection > 98 %<br>Fabric quality 2: polyester, 220 g/m <sup>2</sup> , UV protection > 98 %   |
| <b>Flounce</b>                | Only available without   |
| <b>Protective cover</b>       | Can be ordered as an optional extra  |
| <b>Electrical accessories</b> | Osyron Spot LED with integrated battery pack   |



Using Locations



Fixations



FORTINO® Riviera,  
© Int. Design reg.



# Assortment

|   | Nominal size<br>without flounce | Number of<br>ribs | Order no.<br>Frame<br>anodised natural |
|---|---------------------------------|-------------------|--|
| ○ | cm                              |                   |  |
|   | Ø 250                           | 8 parts           | 311 00 250 171                         |
|   | Ø 300                           | 8 parts           | 311 00 300 171                         |
| □ | 200×200                         | 8 parts           | 311 00 201 171                         |
|   | 240×240                         | 8 parts           | 311 00 241 171                         |

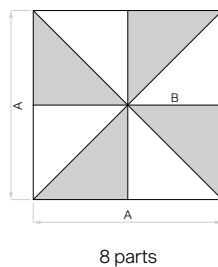
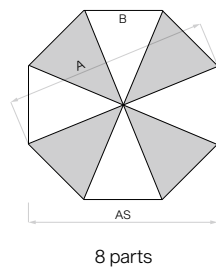
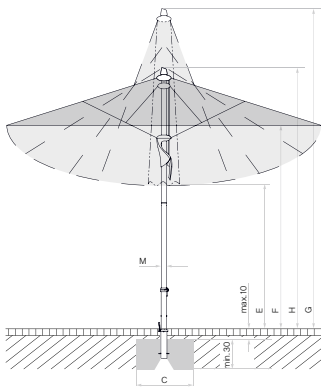
| Nominal size | Lateral distance | Pole Ø | Area covered   | Height closed | Clear headroom | Total height | Height open | Foundation | Minimum weight for base | max. wind speed open perm. |
|--------------|------------------|--------|----------------|---------------|----------------|--------------|-------------|------------|-------------------------|----------------------------|
| cm           | cm               | cm     | m <sup>2</sup> | cm            | cm             | cm           | cm          | cm         | kg                      | km/h (wind force)          |
| A            | AS               | M      | B              | E             | F              | G            | H           | C          |                         |                            |
| Ø 250        | 230              | 3.8    | 4.4            | 150           | 205            | 285          | 240         | 60×60      | 55                      | 80 (9)                     |
| Ø 300        | 275              | 3.8    | 6.4            | 140           | 205            | 300          | 245         | 70×70      | 70                      | 60 (7)                     |
| 200×200      | -                | 3.8    | 4.0            | 135           | 205            | 285          | 240         | 60×60      | 55                      | 70 (8)                     |
| 240×240      | -                | 3.8    | 5.8            | 115           | 205            | 295          | 245         | 70×70      | 70                      | 60 (7)                     |

The listed measures represent extrapolated average values that may be slightly different on the product (± 2% ± 5 cm).


Height dimensions are based on ground socket BT. These vary slightly depending on the type of base. Except for steel base minus 5 cm.

The max. wind speed limits as per our separate list apply only in the presence of a fix ground anchorage.

In the presence of several parasols, the minimum distance between one parasol and another and between parasols and walls shall be 20 cm.



Loose cover max. 10 cm, concrete thickness min. 30 cm (pay attention to frost depth), Guarantee water drainage



1 2 3 4 5 6 7 8 9 10

## Accessories

Absolutely  
necessary

Order no.

### Protective cover made of coated, tear-resistant polyester fabric

|   |  |  |                |
|---|--|--|----------------|
| 1 | Protective cover with zip and rod            |  | 350 01 609 980 |
|   | 10 pieces, protective cover with zip and rod |  | 350 01 609 974 |

### Electrical accessories

|   |  |  |                |
|---|--|--|----------------|
| 2 | OSYRION Spot LED battery-powered light, set of 2, with remote control, including charger |  | 350 01 563 000 |
| 3 | OSYRION Spot LED battery-powered light, set of 4, with remote control, including charger |  | 350 01 563 100 |

## Fixations

### Ground sockets

|   |                                    |                    |                |
|---|------------------------------------|--------------------|----------------|
| 4 | Ground socket BT, galvanised steel | Connection tube BT | 350 01 206 100 |
|---|------------------------------------|--------------------|----------------|

### Wall consoles

|   |  |                |                |
|---|--|----------------|----------------|
| 5 | Wall bracket Z, 180 mm, galvanised steel | Support tube Z | 350 01 205 000 |
|---|--|----------------|----------------|

### Bases

|   |   |                |                |
|---|---|----------------|----------------|
| 6 | Concrete base Z, 55 kg, Ø 60 × 11 cm                        | Support tube Z | 350 01 109 528 |
|   | 1 pallet (20 pieces) concrete base Z, 55 kg, Ø 60 × 11 cm   | Support tube Z | 350 01 109 534 |
| 6 | Concrete base Z, 70 kg, Ø 75 × 9 cm                         | Support tube Z | 350 01 109 527 |
| 7 | Steel base Z 40 kg, 58.5 × 58.5 × 2 cm, galvanised steel    | Support tube Z | 350 01 100 210 |
|   | Add-on weight 30 kg, 57.5 × 57.5 × 1.7 cm, galvanised steel |                | 350 01 100 310 |

### Bases with castors

|    |  |                                      |                |
|----|--|--------------------------------------|----------------|
| 8  | <sup>3</sup> Natural granite base Z, 55 kg, 55 × 55 × 9 cm, natural stone, with castors and retractable handle | Support tube Z                       | 350 01 109 445 |
| 9  | <sup>3</sup> Base with castors Z, 55 kg, 65 × 65 × 11 cm, light concrete (without decorative plate) <b>NEW</b> | Support tube Z +<br>Decorative plate | 350 01 110 000 |
|    | Decorative plate in grey for base with castors Z, 55 kg, plastic <b>NEW</b>                                    |                                      | 350 01 110 110 |
|    | Decorative plate in anthracite for base with castors Z, 55 kg, plastic <b>NEW</b>                              |                                      | 350 01 110 120 |
|    | Decorative plate in sand for base with castors Z, 55 kg, plastic <b>NEW</b>                                    |                                      | 350 01 110 130 |
| 10 | <sup>1,3</sup> Base with castors Z, 55 kg, 65 × 65 × 11 cm, cast concrete decor                                | Support tube Z                       | 350 01 102 900 |
|    | <sup>1,3</sup> 1 pallet (5 pieces) base with castors Z, 55 kg, Ø 65 × 65 × 11 cm, cast concrete decor          | Support tube Z                       | 350 01 102 950 |
| 11 | <sup>3</sup> Base with castors Z, 90 kg, 80 × 80 × 11 cm, light concrete (without decorative plate) <b>NEW</b> | Support tube Z                       | 350 01 110 200 |
|    | Decorative plate in grey for base with castors Z, 90 kg, plastic <b>NEW</b>                                    |                                      | 350 01 110 310 |
|    | Decorative plate in anthracite for base with castors Z, 90 kg, plastic <b>NEW</b>                              |                                      | 350 01 110 320 |
|    | Decorative plate in sand for base with castors Z, 90 kg, plastic <b>NEW</b>                                    |                                      | 350 01 110 330 |
| 12 | <sup>1,3</sup> Base with castors Z, 90 kg, 80 × 80 × 12.5 cm, cast concrete decor                              | Support tube Z                       | 350 01 102 800 |
|    | <sup>1,3</sup> 1 pallet (5 pieces) base with castors Z, 90 kg, Ø 80 × 80 × 12.5 cm, cast concrete decor        | Support tube Z                       | 350 01 102 850 |

### Support tubes/transition tubes

|    |  |  |                |
|----|--|--|----------------|
| 13 | Support tube Z, Ø 35 / 38–39 mm, galvanised steel              |  | 350 01 201 010 |
| 13 | Support tube Z, Ø 35 / 38–39 mm, high-grade steel 1.4301 / 304 |  | 350 01 201 100 |
| 14 | Connection tube BT, Ø 35 / 38–39 mm, galvanised steel          |  | 350 01 206 210 |

<sup>1</sup> while stocks last

<sup>3</sup> only suitable for smooth, joint free surface coverings



11

12

13

14





Glatz AG  
Parasols  
2023 Season

[glatz.com](https://www.glatz.com)

